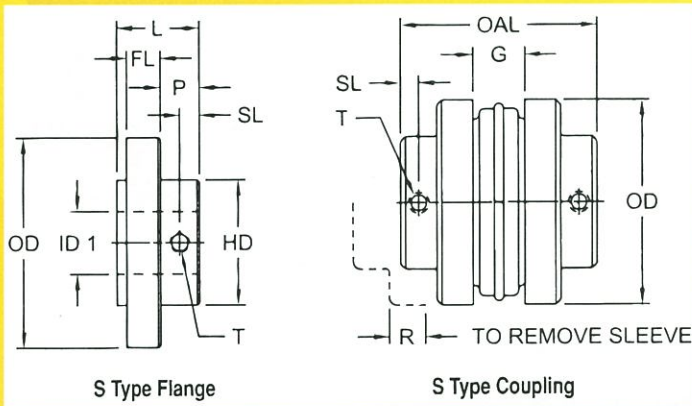
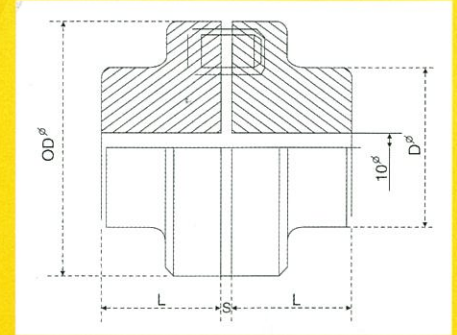



NM Flexible Coupling



Boss diam	Torque		Max speed rpm.	Bore diameter		Boss diam D	Outside diam OD	Lenght L	Space&perm. Tolerance	Weight (kg)
	Normal	Max		Min.	Max.					
	kg-m	kg-m								
NM-50	1.3	2.3	13500	7	19	33	50	25	2.0 ± 0.5	0.48
NM-67	2.2	4	1000	9	28	46	67	30	2.5 ± 0.5	1.02
NM-82	5	9	8000	10	32	53	82	40	3.0 ± 1.0	1.88
NM-97	10.5	19	7000	12	42	69	97	50	3.0 ± 1.0	3.54
NM-112	16.7	30	6000	14	48	79	112	60	3.5 ± 1.0	5.4
NM-128	26.7	48	5000	18	55	90	128	69	3.5 ± 1.0	8.1
NM-148	41.7	75	4500	22	65	107	148	80	3.5 ± 1.0	13.5
NM-168	69.5	125	4000	28	75	124	168	90	3.5 ± 1.5	19.3
NM-194	112	200	3500	32	85	140	198	98	3.5 ± 1.5	26.3
NM-214	167	300	3000	45	95	158	218	112	4.0 ± 2.0	35.7



S Type Flanges and S Type Couplings



S Type dimension data

Size	ID1		L	FL	P	SL	OD	T	HD	OAL	G	R	Weight Flange lbs
	Max Bore Standard Keyway	Max Bore Shallow Keyway											
	in	in											
5S	1.188	1.250	1.34	0.59	0.45	0.29	3.250	1/4-20	1.88	2.81	0.75	0.97	1.1
6S	1.438	1.500	1.64	0.78	0.53	0.29	4.000	5/16-18	2.50	3.50	0.88	1.09	1.9
	-	1.750	1.64	0.78	0.53	-	4.000	-	2.50	3.50	0.88	1.09	1.8
7S	1.625	1.875	1.84	0.78	0.69	0.35	4.625	3/8-16	2.81	3.94	1.00	1.31	2.6
8S	1.938	2.250	2.10	0.88	0.75	0.38	5.450	3/8-16	3.25	4.39	1.13	1.50	4.4
	-	2.375	1.94	0.88	1.03	-	5.450	-	3.25	4.95	1.13	1.50	3.7
9S	2.375	2.500	2.41	1.03	0.78	0.41	6.350	1/2-13	3.63	5.06	1.44	1.75	6.5
10S	-	2.875	2.28	1.03	1.25	-	6.350	-	4.13	6.00	1.44	1.75	6.2
	2.750	3.125	2.70	1.22	0.81	0.41	7.500	1/2-13	4.38	5.69	1.63	2.00	10.5
11S	-	3.375	2.70	1.22	0.81	-	7.500	-	4.75	5.69	1.63	2.00	9.8
	3.375	3.625	3.44	1.5	1.13	0.56	8.625	1/2-13	5.25	7.13	1.88	2.38	16.6
12S	-	3.875	3.06	1.5	1.56	-	8.625	-	5.63	8.00	1.88	2.38	16.4
	2.875	-	4.00	1.69	1.28	0.63	10.000	1/2-13	4.88	8.25	2.31	2.69	27.5
13S	2.875	3.938	4.00	1.69	1.28	-	10.000	-	5.75	8.25	2.31	2.69	26.6
14S	4.500	-	4.38	1.97	1.31	0.81	11.750	5/8-11	6.75	9.25	2.69	3.06	45.0
15S	5.000	-	4.50	2.25	1.06	0.62	13.875	5/8-11	7.50	9.88	3.25	3.50	69.0
16S	5.5	6	6.00	2.75	2.00	1.00	13.875	5/8-11	8.00	14.50	4.75	4.25	125.0